







A variational mode decomposition approach for analysis and forecasting of economic and financial time series

[Salim Lahmiri](#)  

[Show more](#) 

 Share  Cite

<https://doi.org/10.1016/j.eswa.2016.02.025> 

[Get rights and content](#) 

Abstract

The empirical mode decomposition (EMD) has been successfully applied to adaptively decompose economic and financial time series for forecasting purpose. Recently, the variational mode decomposition (VMD) has been proposed as an alternative to EMD to easily separate tones of similar frequencies in data where the EMD fails. The purpose of this study is to present a new time series forecasting model which integrates VMD and general regression neural network (GRNN). The performance of the proposed model is evaluated by comparing the forecasting results of VMD-GRNN with three competing prediction models; namely the EMD-GRNN model, feedforward neural networks (FFNN), and autoregressive moving average (ARMA) process on West Texas Intermediate (WTI), Canadian/US exchange rate (CANUS), US industrial production (IP) and the Chicago Board Options Exchange NASDAQ 100 Volatility Index (VIX) time series are used for experimentations. Based on mean absolute error (MAE), mean absolute percentage error (MAPE), and the root mean of squared errors (RMSE), the analysis results from forecasting demonstrate the superiority of the VMD-based method over the three competing prediction approaches. The practical analysis results suggest that VMD is an effective and promising technique for analysis and prediction of economic and financial time series.

Introduction

Huang et al. (1998) introduced an adaptive technique called empirical mode decomposition (EMD) to represent nonlinear and nonstationary signals as sums of components with amplitude and frequency modulated parameters. In particular, it is a multiresolution technique to perform the joint space-spatial frequency decomposition of a signal empirically by successive removal of elemental signals, the intrinsic

mode functions or IMF, which represent the oscillatory modes of the original signal going from high- to low-frequency ranges. The obtained IMFs can then serve to represent the signal. The intrinsic mode function is complete, adaptive and almost orthogonal. The main advantage of using the EMD technique is that the input signal is analyzed without need to convolve it with a basis function as done for Fourier and wavelet transforms. In addition, the method is data driven and, thus, self-adaptive. These features make EMD suitable for nonlinear and nonstationary data analysis. Because of its attractive features, it was applied in diverse scientific areas of signal processing; including mechanical engineering (Ricci & Pennacchi, 2011), signal de-noising (Li, Wang, Tao, Wang, & Du, 2011, Lahmiri and Lahmiri, 2014a, Lahmiri and Boukadoum, 2015a), speaker identification (Wu et al, 2011), biomedical image analysis (Ai et al., 2011, Lahmiri and Boukadoum, 2014b, Lahmiri and Boukadoum, 2015b), DNA sequence analysis (Zhang et al, 2012), and machinery fault diagnosis (Cheng, Yang, & Yang, 2012).

The EMD has also received a large attention in analysis of economic and financial data for forecasting purpose. For instance, it was employed in modeling and predicting crude oil price (Zhang et al., 2008, Zhang et al., 2009), stock market (Cheng et al, 2014), electricity price (An et al., 2013, Lisi and Nan, 2014), and foreign exchange rate (Lin et al., 2012, Premanode and Toumazou, 2013).

More recently, a new multiresolution called variational mode decomposition (VMD) was introduced by Dragomiretskiy and Zosso (2014) as an alternative to the EMD algorithm to overcome its limits. For instance, drawbacks of the EMD include lack of exact mathematical model, interpolation choice, and sensitivity to both noise and sampling (Dragomiretskiy & Zosso, 2014). The VMD is an entirely non-recursive variational model where the modes are extracted concurrently (Dragomiretskiy & Zosso, 2014). In particular, the VMD model searches for a number of modes and their respective center frequencies, such that the band-limited modes reproduce the input signal exactly or in least-squares sense (Dragomiretskiy & Zosso, 2014). In sum, the VMD has the ability to separate tones of similar frequencies contrary to the EMD (Dragomiretskiy & Zosso, 2014). Using simulated harmonic functions, Dragomiretskiy and Zosso (2014) found that the VMD as a denoising approach outperforms the EMD. The VMD was found to be effective in biomedical signal denoising (Lahmiri and Boukadoum, 2014c, Lahmiri and Boukadoum, 2015c) and also was applied in analysis of international stock markets (Lahmiri, 2015d). However, there is a need to explore the effectiveness of the VMD against the EMD in modeling and forecasting economic and financial data. Indeed, modeling and forecasting economic and financial data is crucial for government to set economic policy and for companies to manage portfolios and control risk.

The objective of this study is to explore the usefulness of the VMD in extracting economic and financial time series features (components) for prediction purpose. In particular, we compare the performance of the EMD and VMD based approach in terms of forecasting accuracy of four economic and financial data: West Texas Intermediate (WTI) (crude oil), Canadian/US exchange rate, US industrial production (IP), and the Chicago Board Options Exchange NASDAQ 100 Volatility Index (VIX).

Finally, the performance of each approach will be assessed by virtue of statistical performance measures they are the mean absolute error (MAE), mean absolute percentage error (MAPE), and the root mean of squared errors (RMSE). The general regression neural network (GRNN) (Specht, 1991) will be used for training and testing the EMD and VMD extracted patterns. The GRNN is chosen since it provides fast learning and convergences to the optimal regression surface as the number of samples becomes very large (Polat & Yildirim, 2008). In this work, a feedforward neural network (FFNN) (Haykin, 2008) trained with past observations and the well-known autoregressive moving average (ARMA) process will also be considered as baseline models for comparison purpose.

The remaining of the paper is organized as follows. In Section2 briefly introduces the empirical mode decomposition, the variational mode decomposition, and the general regression neural network. The obtained simulation results are provided in Section3 while Section4 concludes.

Section snippets

Methods

Two main prediction systems are designed, evaluated, and compared. In the first system, the EMD is applied to the original data (signal) to obtain its intrinsic mode functions (IMFs). Then, they will be fed to the GRNN for forecasting purpose. Similarly, in the second system the VMD is applied to the original data (signal) to obtain its variational modes. Then, the latter will be fed to the GRNN for forecasting purpose. The two forecasting systems are described in Figs. 1 and 2 respectively....

Results

Daily data of the West Texas Intermediate (WTI), Canadian/US exchange rate (CANUS), and the Chicago Board Options Exchange NASDAQ 100 Volatility Index (VIX), monthly data of the US industrial production (IP) from January 2nd 2008 to December 16th 2013 were used to conduct experiments. They were obtained from the Federal Bank of Saint Louis, USA. The first 80% of the samples are used for training the GRNN and the remaining 20% are used for testing. Fig. 3, Fig. 4, Fig. 5, Fig. 6 exhibit WTI,...

Conclusion

The purpose of the paper was to present a predictive system for economic and financial data by using VMD; which is a new adaptive multiresolution technique; in conjunction with GRNN model. In this regard, we compared the forecasting accuracy of four economic and financial data sets using VMD-based GRNN model against EMD-based approach, feedforward neural network and ARMA process. Experiments with different statistical criteria (MAE, MAPE, RMSE), clearly demonstrate that VMD-based GRNN model...

References (26)

AiL. *et al.*

[Classification of parkinsonian and essential tremor using empirical mode decomposition and support vector machine](#)

Digital Signal Processing (2011)

AnN. *et al.*

[Using multi-output feedforward neural network with empirical mode decomposition based signal filtering for electricity demand forecasting](#)

Energy (2013)

ChengC.-H. *et al.*

[A novel time-series model based on empirical mode decomposition for forecasting TAIEX](#)

Economic Modeling (2014)

ChengJ. *et al.*

[A rotating machinery fault diagnosis method based on local mean decomposition](#)

Digital Signal Processing (2012)

LahmiriS.

[Long memory in international financial markets trends and short movements during 2008 financial crisis based on variational mode decomposition and detrended fluctuation analysis](#)

Physica A (2015)

LiC. *et al.*

[Extraction of time varying information from noisy signals: an approach based on the empirical mode decomposition](#)

Mechanical Systems and Signal Processing (2011)

LinC.-S. *et al.*

[Empirical mode decomposition–based least squares support vector regression for foreign exchange rate forecasting](#)

Economic Modeling (2012)

LisiF. *et al.*

[Component estimation for electricity prices: procedures and comparisons](#)

Energy Economics (2014)

PolatO. *et al.*

[Hand geometry identification without feature extraction by general regression neural network](#)

Expert Systems with Applications (2008)

PremanodeB. *et al.*

[Improving prediction of exchange rates using Differential EMD](#)

Expert Systems with Applications (2013)



[View more references](#)

Cited by (161)

[Capacity optimization of a hybrid energy storage system considering Wind-Solar reliability evaluation based on a novel Multi-strategy snake optimization algorithm](#)

2023, Expert Systems with Applications

[Show abstract](#)

[Rotating machinery fault-induced vibration signal modulation effects: A review with mechanisms, extraction methods and applications for diagnosis](#)

2023, Mechanical Systems and Signal Processing

[Show abstract](#) ✓

[Analyzing the influence of geopolitical risks on European power prices using a multiresolution causal neural network](#)

2023, Energy Economics

[Show abstract](#) ✓

[High return and low risk: Shaping composite financial investment decision in the new energy stock market](#)

2023, Energy Economics

[Show abstract](#) ✓

[Limited information limits accuracy: Whether ensemble empirical mode decomposition improves crude oil spot price prediction?](#)

2023, International Review of Financial Analysis

[Show abstract](#) ✓

[The adaptive Fourier decomposition for financial time series](#)

2023, Engineering Analysis with Boundary Elements

[Show abstract](#) ✓



[View all citing articles on Scopus](#) ↗

Recommended articles (6)

Research article

[Maximizing influence under influence loss constraint in social networks](#)

Expert Systems with Applications, Volume 55, 2016, pp. 255-267

[Show abstract](#) ✓

Research article

[Improving risk-adjusted performance in high frequency trading using interval type-2 fuzzy logic](#)

Expert Systems with Applications, Volume 55, 2016, pp. 70-86

[Show abstract](#) ✓

Research article

[Trace retrieval for business process operational support](#)

Expert Systems with Applications, Volume 55, 2016, pp. 212-221

[Show abstract](#) 

Research article

[Real-time and decision taking selection of single-particles during automated cryo-EM sessions based on neuro-fuzzy method](#)

Expert Systems with Applications, Volume 55, 2016, pp. 403-416

[Show abstract](#) 

Research article

[Quantification of R-fuzzy sets](#)

Expert Systems with Applications, Volume 55, 2016, pp. 374-387

[Show abstract](#) 

Research article

[Auditing file system permissions using association rule mining](#)

Expert Systems with Applications, Volume 55, 2016, pp. 274-283

[Show abstract](#) 

[View full text](#)

Copyright © 2016 Elsevier Ltd. All rights reserved.



All content on this site: Copyright © 2023 Elsevier B.V., its licensors, and contributors. All rights are reserved, including those for text and data mining, AI training, and similar technologies. For all open access content, the Creative Commons licensing terms apply.

 RELX™